



DUPLEX ESCALATOR CLEANER



DUPLEX ESCALATORS AND MOVING CARPETS WASHER

Duplex International srl, a firm with 30 years experience in manufacturing quality professional floor cleaning machines, has developed the simplest and best value solution to cleaning escalators and travelators.

Our escalator cleaning machines are fitted with a patented guide rail system to allow safe operation whilst the escalator or travelator is in motion. Their brushes, designed after consultation with major escalator manufacturers, reach fully into the tracks, cleaning where dirt accumulates, without damaging the surface.

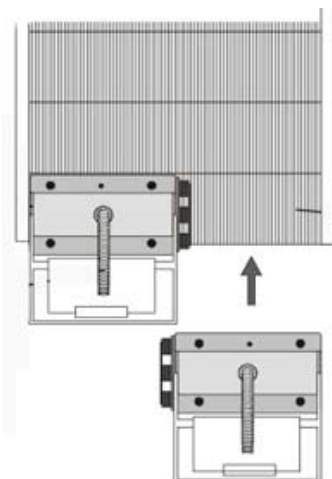

The machines work quickly in two modes. In dry mode the dust accumulated in treads is swept away by the high speed brushes. In scrubbing mode minimal water and detergent is used to bring the finish back to escalators or travelators within two or three passes.

The machines are able to clean to the edge on both sides of an escalator/travelator. After an initial deep clean all following cleans become quicker and easier. Both up and down escalators can be cleaned in just a few passes, so there is no need to close the escalators for long periods or clean outside of operating hours.

Duplex quality

Duplex Escalator/Travelator machines are made with a die cast aluminium case and frame, and the internal gears run on stainless steel sealed bearings.

The motor is single phase induction and is rated for continuous running. It is sealed against steam and chemicals used during the cleaning process. The synthetic rubber pick up belts and rollers are also chemical resistant.





DUPLEX ESCALATOR BASE 350/550

The Duplex Escalator Base models clean all escalators and travelators quickly, easily and economically. The machines are designed with a patented guide rail system which keeps them locked to the path of the escalator. The guide system eliminates side swaying of the cleaner ensuring a consistent clean.

The offset brushes allow the machines to clean right to the edge of the escalator. The machine is reversed and the process repeated on the opposite side.

The Duplex Escalator Base is extremely easy to transport between storage and escalators/travelators.

DUPLEX ESCALATOR



In sweeping mode the Duplex Escalator Base thoroughly removes the excess dirt from the escalator tread. A vacuum is attached above the central recovery tank and removes the waste. Once this cycle is complete the wet scrub mode is started by squeezing the trigger. Dual large capacity clean solution tanks then dispense detergent evenly along the full length of both brushes. The twin recovery belts simultaneously lift dirt solution from the brushes to a central recovery tank. This process deep cleans the escalator tread in minimal time.



DUPLEX ESCALATOR PROFESSIONAL 350/550



The Duplex Escalator Professional models incorporate an integral trolley and interchangeable vacuum and detergent tanks.

The integral trolley allows for quick and easy transportation of the machine between escalators and storage locations. It also makes it incredibly easy to manoeuvre the machine onto escalators and travelators. As with the Base models, the Professional models are able to clean up to the edge on both sides of escalators/travelators.

The machine head incorporates special stainless steel guards that distribute the detergent and cover the brushes.

The patented guide rail system keeps the cleaning head aligned in the treads for easy operation.

A dry sweep of the escalator or travelator is first completed with the powerful vacuum. The high speed brushes reach deep into the treads and lift dirt to be automatically vacuumed away.

To complete the clean the machine is then used in scrubbing mode. The Professional automatically dispenses detergent, which combines with the brush agitation to remove grease and built up dirt.

Powerful centrifugal action collects and removes dirt onto recovery belts that transfer it into a central recovery tank. After this dual cleaning process the escalator/travelator steps will look as good as when new.



DUPLEX ESCALATOR COMBI 350/550

The Escalator Combi is a fully integrated escalator and travelator cleaning machine. All cleaning elements are integrated into the unit, and two large integral transporter wheels make it easy to move and to position on escalators/travelators as they are moving. The combination design makes for incredibly smooth operation and maximum reductions in working time.

The Escalator Combi has two main parts:

a) the machine body and b) the cleaning head, which is connected by a reclining bracket to the machine body.

The Combi comes as a single model that can be fitted with two different cleaning heads:

The 350 head for escalators between 480 and 680 mm wide.

The 550 head for escalators over 680 mm wide.




a) The machine body is built completely from stainless steel and is covered by a robust polypropylene chest. It integrates a powerful vacuum, detergent tank and a brake for controlling the machine on the escalator or travelator.

b) The machine head is built with special stainless steel guards that distribute the detergent and cover the brushes. The patented guide rail system keeps the cleaning head aligned in the treads for accurate tracking on an escalator or travelator.

The brake secures the machine during operation whilst the escalator or travelator continues to run.

The reclining bracket lifts and lowers the cleaning head to allow easy inversion for cleaning right up to the edge on both sides.




In dry cleaning mode the Combi sweeps the escalator/travelator. The specially designed brushes reach deep into the treads and lift up the dirt. The dirt is automatically vacuumed up.

In scrubbing mode detergent is released in a controlled manner by a special distribution system that prevents liquid seepage into escalator/travelator mechanisms. The detergent and brush agitation cleans away built up dirt and collects it through the Combi's automatic recovery system.





BASIC



PROFESSIONAL



COMBI

Fittings and options:

Brushes for escalators or moving carpets plants:

- Schindler
- Thyssen
- Otis
- Kone
- "detex" – special detergent for specific use and compatible with the most common metal surfaces.
- washing head 350 (only for combi model)
- washing head 550 (only for combi model)
- carriage truck with three wheels (only for basic model)

Technical features

		350 basic	550 basic	350 Professional	550 Professional			350 combi	550 combi
length	mm	475	475	475	475	Length	mm	475	475
Width	mm	465	665	480	680	Bracket height	mm	986	986
Weight when empty	kg	28	39	50	65	Width	mm	465	665
Tank capacity	lt	6	9,5	12	12	Truck weight when empty	kg	43	43
Recovery tank capacity	lt	3,5	5,5	3,5	5,5	Head weight with brushes	kg	31	41
Brushes diameter	mm	120	120	120	120	Detergent tank capacity	lt	18	18
Brushes width	mm	350	550	350	550	Recovery tanks capacity	lt	25	25
Electric motor by induction						Brushes diameter	mm	120	120
Tropicalized winding		single phase	single phase	single phase	single phase	Brushes width	mm	350	550
Insulation class		1°	1°	1°	1°	Electric motor by induction			
Voltage	volt	115 - 220/240	115 - 220/240	115 - 220/240	115 - 220/240	Tropicalized winding		single phase	single phase
Frequency	hz	60 - 50	60 - 50	60 - 50	60 - 50	Insulation class		1°	1°
Power	watt	1250 - 1000	1480 - 1900	1250 - 1000	1480 - 1900	Voltage	volt	115 - 230	115 - 230
Aspirator power	watt			1300	1300	Frequency Hz	hz	50 - 60	50 - 60
Aspirator liquid capacity	lt			14	14	Brushes engine maximum power	watt	1250	1900
Pump liquid power	watt			40	40	Aspirator maximum power	watt	1250	1250
						Pump power	watt	40	40
						Monophasic dusts filtering system	watt	ad acqua	ad acqua

The specifications are not binding. The Company reserves the right to change specifications and dimensions without prior notice. Support and service by Duplex dealers worldwide.

CE EU
 Made In Italy In Compliance With Epc Directives 2006/42/CE

Italia

Germany

Iec 335-2-67 Inghilterra Cca-Cenelec

Switzerland



Duplex International s.r.l.
Italy - 50058 SIGNA - FIRENZE - Via Gobetti n° 19
Tel. +39 055 876437 - Fax +39 055 875229
www.duplexitaly.com
infoduplex@duplexitaly.com